

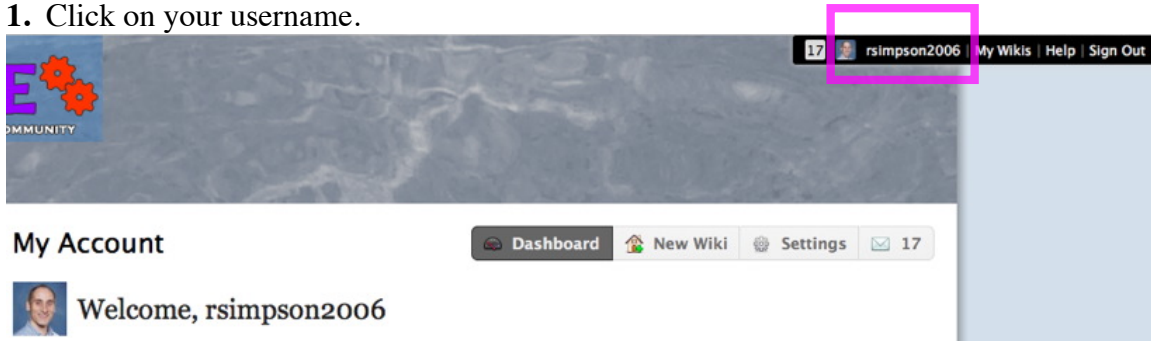
Science Learning Community Wiki Quick Start

CAPS Course Wiki <http://physics2.sciencecommunity.wikispaces.net/home>

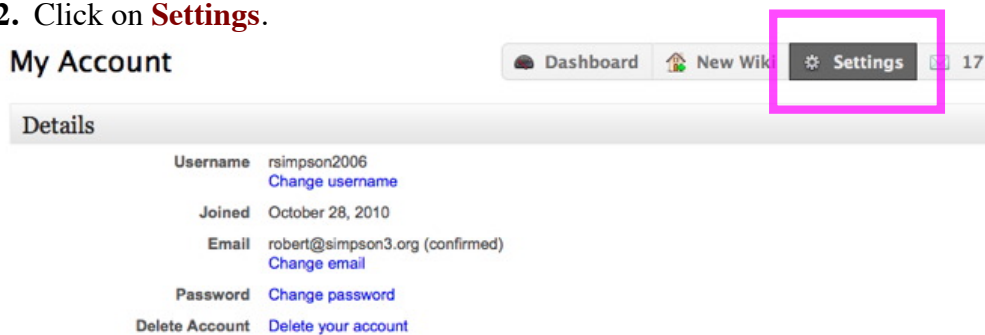
USERNAME: _____

Temporary Password: phy2013

1. Click on your username.



2. Click on **Settings**.




3. Change your password. Click the **Save** button.

A screenshot of the "Change Password" form. It has a title "Change Password" at the top. Below the title, there are two input fields: "New Password" and "Confirm New Password". The "New Password" field contains six black dots. At the bottom of the form, there are two buttons: "Save" and "Cancel".

4. Check the Teachers page for your thumbnail size photo. You can use this jpeg for your profile photo. Click on Change Picture under **Settings** to upload your own picture.
- Download jpeg file to your computer.
 - Click on **Browse**.
 - Navigate to jpeg photo on your computer and select.
 - Click on **Upload** button.

Change Picture

Step 1 - Upload

Choose a picture of yourself to upload from your computer. Please upload a GIF, JPEG, or PNG image that's no larger than 1 MB in size. We will resize the image into two square icons for your [user page](#) and user snippet ( [rsimpson2006](#)).

You can crop your image after uploading it.